

OLYMPUS[®]

Your Vision, Our Future

Rhino-Laryngo Videoscope

NEW

OLYMPUS ENF TYPE VT2

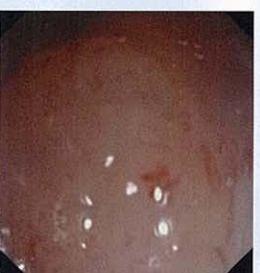
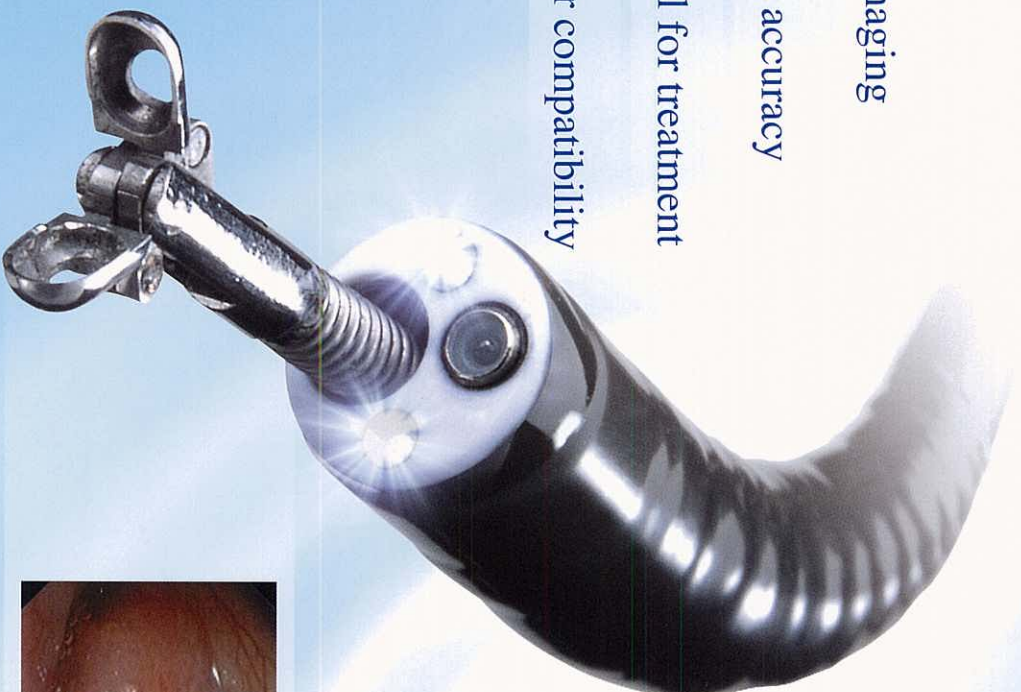
Outstanding Observation Capability and Treatment Performance.

High quality imaging

Close focus for accuracy

2.0 mm channel for treatment

Multi-processor compatibility



*High-resolution
office therapy*

High Image Quality, Close Focus Observation.
from Suction to Biopsy, a Wide Range of Treatments are Possible.

imaging

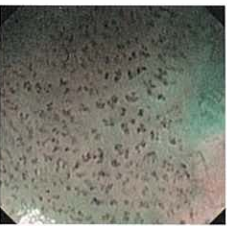
High quality images

The ENF TYPE VT2 delivers some of the brightest, clearest images in a video scope, making observation less strenuous, facilitating a detailed image for diagnosis.



NBI

Observation with Narrow Band Imaging™ (NBI) is available when used with the EVIS EXERA II™ Universal Platform.



close focus

2.0 mm viewing distance

The close-focus feature permits close-up observation of the tissue as near as 2 mm, enabling better observation of the mucosa.



treatment

Suction

The suction mechanism lets you keep a clear view with easy push-button switching.



Targeted biopsy

Accessories

20 different types of accessories are available, giving you a wide range of instruments to choose from.

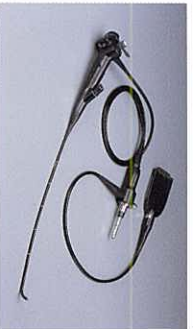
Laser

HF

Compatible with both laser/electrosurgery treatments.

Specifications

Optical system	
Field of View	: 90°
Directions of view	: 0°(Forward viewing)
Depth of field	: 2-40 mm
Insertion tube	
Distal end outer diameter	: 4.8 mm
Flexible tube outer diameter	: 4.9 mm
Working length	: 365 mm
Instrument channel	
Channel inner diameter	: 2 mm
Minimum visible distance	: 3 mm
Bending section	
Angulation Range	: Up 130°; Down 130°
Total length	: 635 mm
NBI	: Available
LD/YAG laser compatible / HF compatible	



Compatible Video Systems

Disposable Biopsy Forceps	FB-211D	FB-221D	FB-231D	FB-241D			
Reusable Biopsy Forceps	FB-15C-1	FB-19C-1	FB-21C-1	FB-22C-1	FB-24C-1	FB-34C-1	FB-19CR-1
Grasping Forceps	FG-14P-1	FG-20P-1	FG-38SX-1	FG-53SX-1			
Electrosurgical Accessories	CD-6C-1	FD-7C-1	SD-18C-1	SD-7C-1	Washing Pipe PW-6C-1		
					Syringe Needle NM-BL-1		



Specifications, design and accessories are subject to change without any notice or obligation on the part of the manufacturer.

OLYMPUS

OLYMPUS MEDICAL SYSTEMS CORP.
 Shiga-ku Morinohashi 3-1 Nishi-Shinjuku 2-chome, Shinjuku-ku, Tokyo 163-0814, Japan
OLYMPUS MEDICAL SYSTEMS EUROPA GMBH
 Postfach 101503, D-70451 Stuttgart 15, Germany
OLYMPUS MEDICAL SYSTEMS AMERICA INC.
 3900 Corporate Parkway, P.O. Box 610, Center Valley, PA 19084-0610, U.S.A.
OLYMPUS SURGICAL & INDUSTRIAL AMERICA INC.
 One Corporate Drive, Orangeburg, New York 10962, U.S.A.
OLYMPUS LATIN AMERICA INC.
 Calle 100, Torre 1100, Suite 250 Miami, Florida 33178-2097, U.S.A.
OLYMPUS LTD.
 Keymed House, Stock Road, Southend-on-Sea, Essex S22 5QH, England

www.olympus.com

OLYMPUS SINGAPORE PTE LTD.
 491B River Valley Road #12-01/04 Valley Point Office Tower, Singapore 248373
OLYMPUS HONG KONG AND CHINA LIMITED
 11/F, 1101 Wing Lok Street, Kowloon, Hong Kong
OLYMPUS (BEIJING) SALES & SERVICE CO LTD.
 Room 1202, NCI Tower, A12 Jianguomenwai Avenue Chaoyang District Beijing, 100022, China
OLYMPUS MOSCOW LIMITED LIABILITY COMPANY
 117071, Moscow, Malaya Kaluzhskaya 19, Bld. 1, 112, Russia
OLYMPUS AUSTRALIA PTY LTD
 51 Gully Road, Mount Waverley, VIC., 3149, Australia

OTV-SI Compact OFFICE
Video System

VISERA Video System

